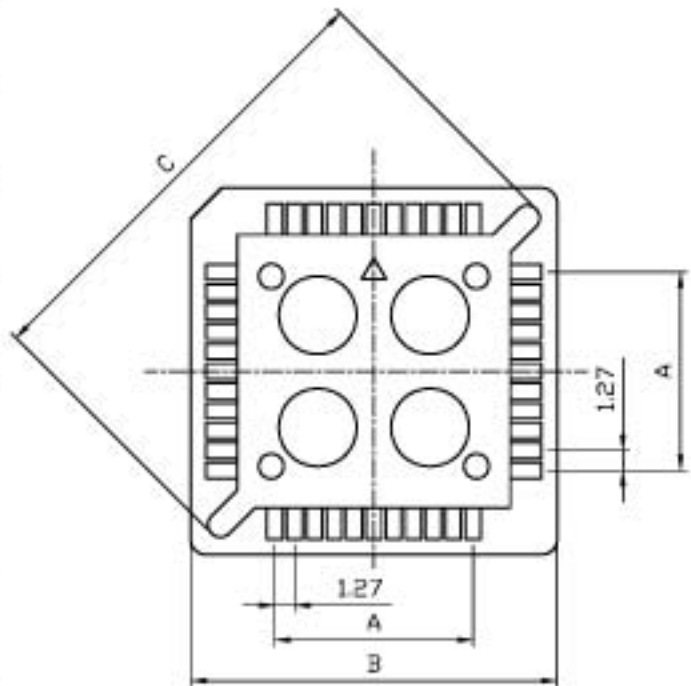


REV.	DESCRIPTION	DRAWN	CHECKED	APPROVED
A	NEW RELEASE	LJH 04/27/05'		

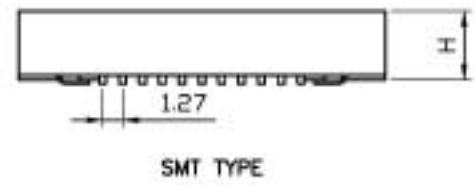
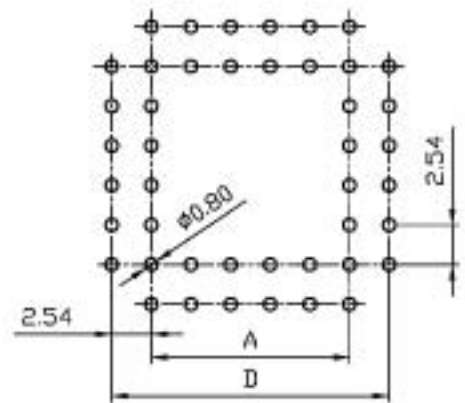
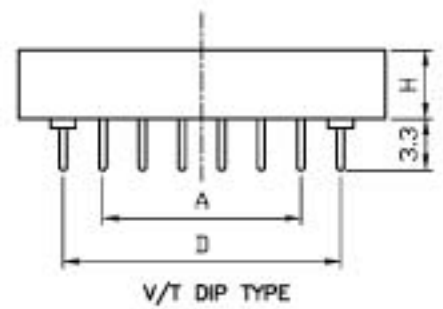


Dimension

Position	A±0.2	B±0.4	C±0.4	D±0.2
20	5.08	15.58	18.30	10.16
28	7.62	18.10	22.20	12.70
32	7.62 10.16	18.80 21.30	25.70	12.70 15.24
44	12.70	23.50	29.80	17.78
52	15.24	26.00	32.64	20.32
68	20.32	30.20	40.10	25.40
84	25.40	35.20	46.90	30.48

NOTES:

1. MATERIAL
  - 1.1 INSULATOR:THERMOPLASTIC(UL 94V-0).
  - 1.2 CONTACT: COPPER ALLOY.
2. SPECIFICATION
  - 2.1 STORAGE TEMPERATURE:-20-70°C.
  - 2.2 OPERATING TEMPERATURE:0-85°C.
  - 2.3 CONTACT RESISTANCE:20mΩ max.
  - 2.4 INSULATION RESISTANCE:1000MΩ min.
  - 2.5 DIELECTRIC WITHSTANDING VOLTAGE:AC 500V PER MINUTE.



GENERAL TOLERANCE		ANGLE TOLERANCE	
X	±0.60	X	±5'
.X	±0.38	.X	±3'
.XX	±0.25	.XX	±2'

DRAWING TYPE	CUSTOMER		
SCALE	1:1	SHEET	1 OF 1
DRAWING NO.			

PROJECTION	①	TITLE
UNITS	mm	PLCC SOCKET DIP & SMT
SHEET SIZE	A4	SERIES